



International Trade December 2017

Key Facts

Exports

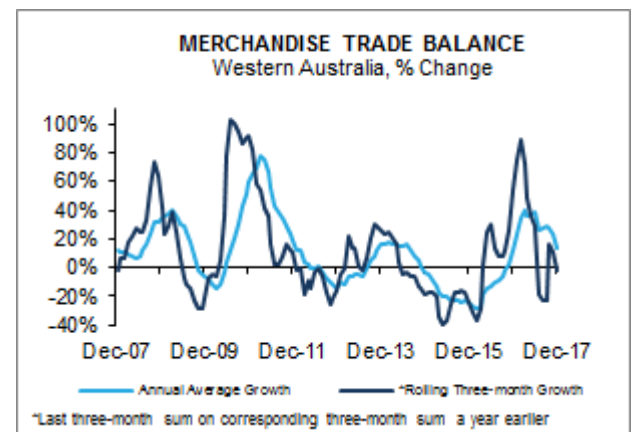
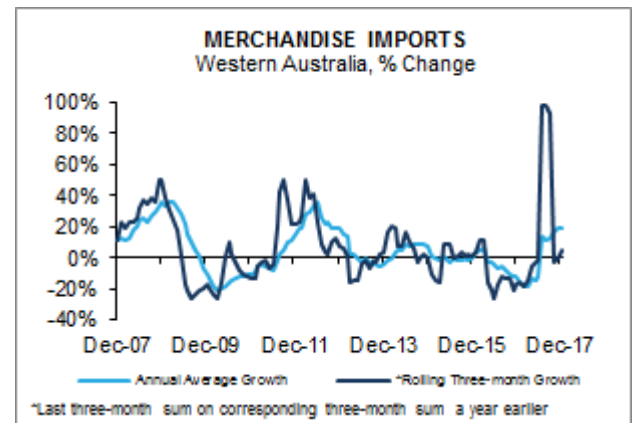
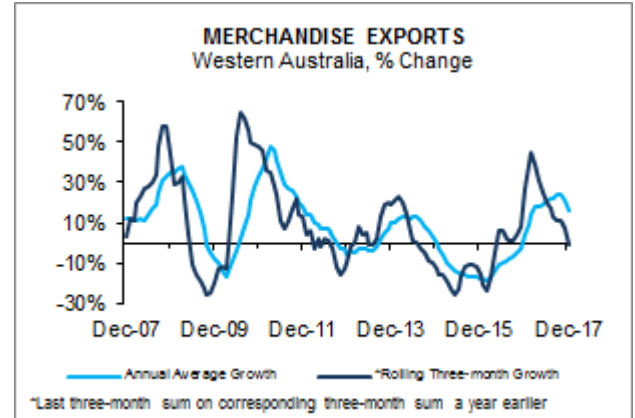
- Merchandise exports from Western Australia decreased by 0.8% to \$30.6 billion in the three months to December compared to the same period the previous year. Exports rose by 15.7% in the 12 months to December 2017.
- The value of exports from Australia decreased by 1.9% to \$75.8 billion in the three months to December compared to the same period the previous year. Exports rose by 16.4% over the year in rolling annual terms.
- Over the year to December, the largest increase in exports by State was 25.8%, in Queensland. The smallest increase was 11.2%, in South Australia.

Imports

- The value of imports in Western Australia increased by 4.2% to \$7.8 billion in the three months to December 2017 compared to the same period in 2016, and rose by 19.6% over the year to December 2017.
- Australia's imports increased by 10.9% to \$72.8 billion in the three months to December compared to the same period a year earlier. Imports rose by 13.3% over the year in rolling annual terms.
- Over the year to December, the largest increase in imports by State was 28.0% in Tasmania. The smallest increase was 4.7% in New South Wales.

Trade Balance

- WA's merchandise trade surplus increased by 14.1% to \$85.1 billion in 2017. This compares to a surplus of \$12.6 billion nationally and a deficit of \$72.6 billion for the rest of Australia excluding Western Australia.



INTERNATIONAL TRADE (NOMINAL)

December 2017

| | 3 Months to | 3 Months to December 2017 on | | Year to | Year to December 2017 on | |
|---------------|---------------|------------------------------|------|---------------|--------------------------|------|
| | December 2017 | 3 Months to December 2016 | | December 2017 | Year to December 2016 | |
| | Value | Change | | Value | Change | |
| | \$ Million | \$ Million | % | \$ Million | \$ Million | % |
| Exports | 30,627 | -262 | -0.8 | 123,240 | 16,747 | 15.7 |
| Imports | 7,845 | 319 | 4.2 | 38,119 | 6,251 | 19.6 |
| Trade Balance | 22,782 | -581 | -2.5 | 85,121 | 10,496 | 14.1 |