



## International Trade February 2019

### Key Facts

#### Exports

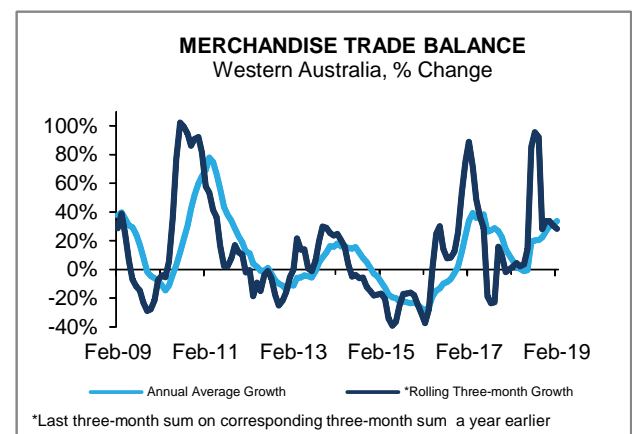
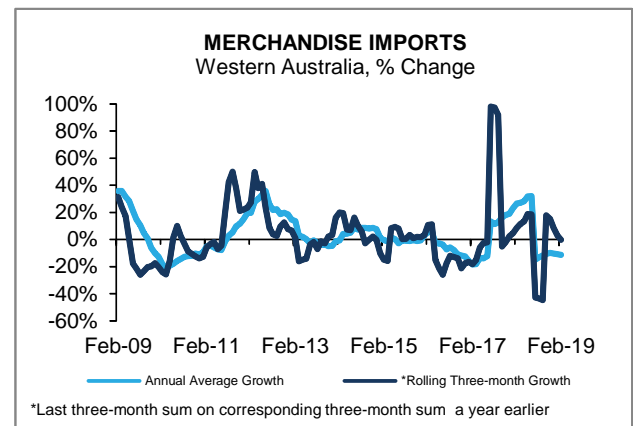
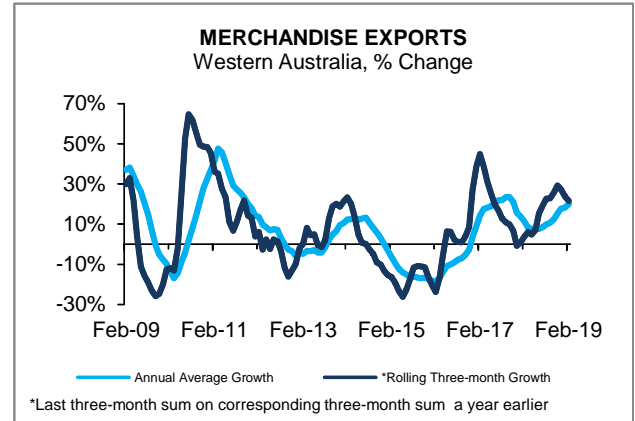
- Merchandise exports from Western Australia increased by 21.5% to \$40.3 billion in the three months to February compared to the same period the previous year. Exports rose by 19.9% in the 12 months to February 2019.
- The value of exports from Australia increased by 16.4% to \$90.3 billion in the three months to February compared to the same period the previous year. Exports rose by 15.9% over the year in rolling annual terms.
- Over the year to February, the largest increase in exports by State was 19.9%, in Western Australia. The smallest increase was 2.8%, in South Australia.

#### Imports

- The value of imports in Western Australia decreased by 0.1% to \$8.1 billion in the three months to February 2019 compared to the same period in 2018, and fell by 11.3% over the year to February 2019.
- Australia's imports increased by 2.9% to \$72.9 billion in the three months to February compared to the same period a year earlier. Imports rose by 4.1% over the year in rolling annual terms.
- Over the year to February, the largest increase in imports by State was 17.6% in Tasmania. The largest decrease was 11.3% in Western Australia.

#### Trade Balance

- WA's merchandise trade surplus increased by 33.8% to \$115.9 billion in the year to February 2019. This compares to a surplus of \$45.7 billion nationally and a deficit of \$70.2 billion for the rest of Australia excluding Western Australia.



#### WESTERN AUSTRALIA'S INTERNATIONAL TRADE (NOMINAL)

February 2019

	3 Months to February 2019	3 Months to February 2019 on 3 Months to February 2018		Year to February 2019	Year to February 2019 on Year to February 2018	
	Value	Change		Value	Change	
	\$ Million	\$ Million	%	\$ Million	\$ Million	%
Exports	40,348	7,136	21.5	150,065	24,906	19.9
Imports	8,064	-6	-0.1	34,127	-4,353	-11.3
Trade Balance	32,284	7,142	28.4	115,938	29,259	33.8